



***R700***

***Reworked V3.1***

"The beast of possibility"



**SCANIA**

# Overview

The Scania R700 concept was what someone thought the new generation Scania was going to look like, which turned out to be different from the existing Next-Gen.

Therefore we can only say about possibility. What if there is another Scania series? The R700 is the answer, it may not sound realistic but it is possible.

# Changelog

## Changelog for Reworked V3.1

- Adaptation to 1.39 patch
- Chassis repositioned like SCS Streamline
- Default engine sounds changes from Next-Gen to Old Streamline
- Fixed found errors and bugs
- Added engine badges for 1000 and 1150hp engines
- Added 8x4 chassis
- Added plastic and painted parts
- Added some tuning parts
- Added new paintjobs





# Installation

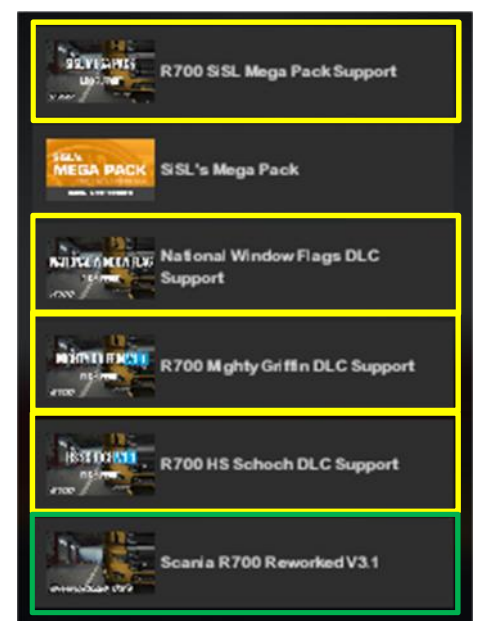
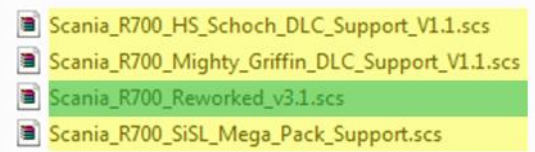
1. Extract the .zip file
2. Copy the .scs file to C:\Users\.....\Documents\Euro Truck Simulator 2\mod
3. Launch game
4. Enable the mod in the Mod Manager

This mod contains two main parts:

1. MAIN MOD is marked in GREEN
  2. ADDON MOD is marked in YELLOW
- Place the Addon Mod above the Main Mod
  - Place the SiSL Comapativity above the SiSL's mod

National Window Flag DLC Support not changing, you can use the existing DLC Support from Reworked V3

This mod does not require highest priority, but make sure those order is correct.



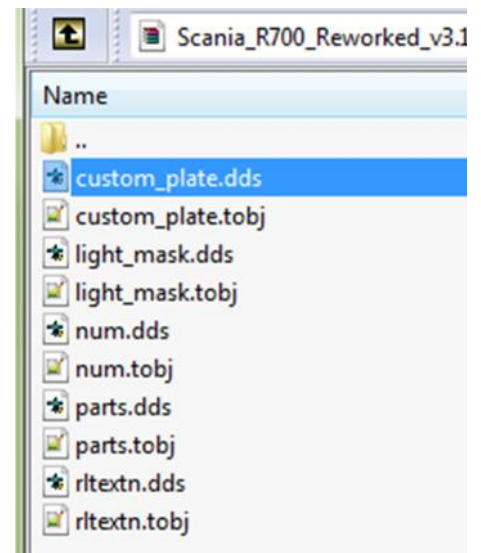
# Main Features

## 1. Custom Number Plate

You can add a custom number plate via Intake cab. Those nodes marked in yellow is built for adding custom number plate and plate lights

To edit custom plate:

1. Open Main Mod
2. Follow this path :  
    \vehicle\truck\upgrade\backlights\scania\_r700\_new\textures
3. Find the 'custom\_plate.dds', extract it and edit it





## 2. Extra Rear Mudflaps

You can add Extra rear mudflap if you use 'Napoleon' rear bumper. The bottom-center node is built for adding extra rear mudflap



If you get crash or error, feel free to email me at [m.kasuy11@gmail.com](mailto:m.kasuy11@gmail.com)

